

Alpine Fly Fishers

Our annual picnic

June 27

See you all at

Stephen & Terry's
House at around

6:00 PM



FFI
Charter Club



The Dead Drift - June 2017

In this issue:

Page 2 & 3 & 4

FFI Fly Of The Month

Page 5 & 6 & 7

Back of Beyond

Sorry, No May Guest Speaker

Page 8

In The Past

Page 9

AFF Meetings 2017

IFF Fly Fishing Fair

A Fly Fishing Quote

Special December Drawing

Page 10

Youth FF Academy

Club Picnic on June 27

FFI Membership Renewals

Page 11

Tom Hanson Art

Page 12

Calendar

Editor Information

Mailing Address

Board of Directors



President's Line

By Larry Gibbs

Peter and I purchased the TFO fly rods for our next fly rod raffles and they arrived just the other day. The rod raffle boards will start in September and with three rod boards, I figure the last one will be sold out a few months into next year. The money from the latest rod board and the next three will give Ron a nice head start on financing our 2018 guest speakers. Combine that with the money from our big December meeting raffle, plus the monthly raffles through out the rest of the year and we should be in decent shape financially for 2018.

Well, the 2017 WA Fly Fishing Fair is over. I want to thank those of you who drove over to spend a day at the fair. This month the Board of Directors for the WA State Council FFI will start having conference calls and meetings with one of the main topics being the 2018 WA Fly Fishing Fair. If any of you have any ideas for us, please tell Peter or myself and we will spread the word to the rest of the board.

We have some great club members who were willing to volunteer and work very hard at giving us a rather good fair this year. [Jim & Suzanne Higgins](#) were over there. Jim tied flies and gave casting instruction, but he and Susanne worked really hard before and after the event, helping to set up and break down. Suzanne was constantly working both days, taking care of the raffles, setting up the coffee pots, taking incoming donations when Bill wasn't at the table and who knows what all else. [Bill Fox](#) did a great job at working the incoming donation items/bid number table, plus he helped out with handing out the items to the silent auction winners. [Brian and Sherry Miller](#) reviewed each item donated, decided where it would be placed, logged in the items and gave them identifying numbers, plus they gathered up the closed out items and sorted all of them and the bid sheets, then had to look for the items once the winner paid for them. [Peter Maunsell](#) was super busy inputting data into the computer and doing the closings and such. As I have mentioned, the only way we can even have an event like this is because we have the people who volunteer to do all the critical work.

THANKS EVER SO MUCH!!!!!!

Speaking of the silent auctions & raffles over in Ellensburg, I really made out this year. Got lots of tying materials and a few tools. I did donate a vise that I won to Project Healing Waters for their tying sessions, but I have lots and lots of 'stuff' for our raffles here at Alpine. Peter, thanks for having such a great selection.

Good fishing.

Fly Fishers International
Fly of the Month
May 2013
AVALON PERMIT FLY

Published by Bob Bates



Opening Comments:

This is a departure from the usual freshwater patterns in the Fly of the Month. Bobb Cannella, Jr. of Jackson, Wyoming tied this shrimp pattern at the 2013 East Idaho Fly Tying Expo in Idaho Falls, Idaho.

First a little history. Mauro Ginevri completed developed of it in 2009 to target the one day grand slam: permit, tarpon and bonefish in Cuban waters. Much of the following came from an article by Hans van Klinkin in the 2011 February-March issue of Fly Fisherman. Mauro and other anglers were aware of how easily permit were spooked by the patterns in use at that time. Also he saw that many patterns tied to be retrieved point up actually rolled over to their sides, which he felt spooked the fish. He didn't have success with many flies given to him. Finally, in 2001 he started tying his own flies. His early patterns didn't work much better. Then in 2007 one of his customers showed him a monofilament beaded keel fly. By 2009 Mauro was satisfied with his design and gave copies to six customers, and the results were great. Knowledge of the Avalon Permit Fly spread through the Cayo Largo area. Then it spread outside of Cuban waters.

When fishing it let the fly sink. The eye of the hook will sink faster than rest of the hook, and the beads will slide forward making a rattle. On the retrieve the beads will slide back making more noise. Repeat the retrieve/pause process until you catch a fish or are ready to cast again. A lot of fishing is on the flats so you do not cast until you see a fish. Quickly cast ahead of the fish so the fly has time to sink. It has caught permit, bonefish, tarpon and other species throughout the saltwater world. For many anglers it is their goto pattern. While size 2 is the original size specified some anglers are using larger sizes. One angler reported that he caught 37 species of fish before he changed his fly. This is a heavy fly so you need to be careful casting it.

Materials list:

Hook: Dai-Riki 930 stainless size 2

Thread: Kevlar, cream or tan

Casing for rattle (keel): 20 pound mono

Mouth (Head): Zelon, orange (Original called for Artic fox)

Legs: Round rubber, small and medium, orange

Shellback: Pearl braided core

Antennae: Krystal Flash, Heron Blue (peacock and black used on this tie)

Body: Marabou; tan, cream, pink or olive

Wings (Claws): Rabbit strip, 1/8-inch, same color as body

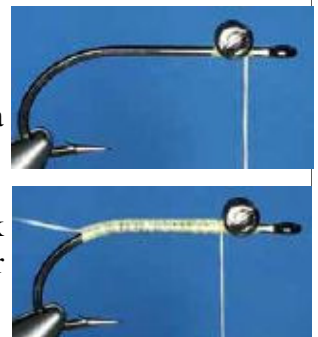
Rattle: 3 beads (Original called for four beads)

Finish (Head): Orange flat waxed thread coated with UV cement


Tying steps:

Step 1: Tie lead eyes on with figure eight and some loops under the eyes. This puts a little platform under the eyes. Really cinch down with the thread. Glue is not needed.

Step 2: Straighten mono with your fingers. It ties in better. Place on top of shank behind the eyes. Wrap rearward while holding mono on top of shank. At a point over the barb, wind forward to eyes. Want to have a little curve in the fly



FOTM Cont. on page 3



Step 3: Turn fly over to tie in the Zelon. Trim to about a gap length Zelon head. Spread out the Zelon a bit so it will move better. The originally specified Artic fox didn't move as much as Zelon, so Bobb changed the materials. With the hook upside down it is easy to tie the Zelon on the inside of the bend.



Step 4: Tie in the legs or feelers. Bobb has tied so many of them that he knows the length of rubber to use. Keep rubber on the side of the hook. It seems to help if you pull on the rubber a little as you tie it on. Trim so there is 1-1/2 inches of rubber sticking out. (Bobb trims to the D on his Dr. Slick scissors.) Flip over fly and tie on the other piece of rubber. It is handy to have a vise that rotates.



Step 5 : Tie in a piece of Krystal Flash on each side just like the rubber legs. Make them the same length as the rubber legs. Be careful to avoid stretching the Krystal Flash or you will lose the flash. Heron Blue color is preferred by Bobb's clients.



Step 6: Tie in pieces of pearl braided core on the side of the hook like the rubber legs. Tie them a little bit more around the bend. The bulk of everything at the rear of the hook will be covered in a couple of steps. You should have noticed that everything so far has been tied on the sides of the hook. This is to allow room for the rattle to work.



Step 7: Tie marabou by the tips on top of shank as shown. Wetting the fingers a little helps control the marabou. Do not need super quality marabou for this. It just needs to be long enough to wrap up to the eyes.



Step 8: Wrap marabou forward to the eyes, secure and trim.



Step 9: Tie rabbit strip on side of hook right behind the eyes. Catch the smallest piece of the leather with the thread, and put on two additional thread winds. Slide the scissors through the fur and cut the leather at a point one half of the distance between the back of the body and the back of the hook's bend. Secure the second wing on the other side of the hook. The Kevlar thread lets you really secure the wings without covering up a lot of fur. Bring thread in front of eyes.



Step 10: Turn fly over and bring the one piece of pearl braided core forward go around the eye and secure in front of the eyes. You can put some tension on the core as you do this. Then bring the other piece of pearl braided core forward, tension it a little, wrap around the eye and secure in front of the eyes. Trim excess.



Step 11: Thread three beads on monofilament casing. Doesn't make any difference which way you thread them on (smaller or larger hole first). Bobb used the smaller hole. Secure mono in front of eyes. For hook sizes 2 - 4 use 1/8- inch bead for larger hooks go up one size for the bead.



Step 12: Tie off Kevlar, trim and tie on orange flat waxed thread. (Beads are hiding in the wing.)



Step 13: Make a nice head to cover up the Kevlar. Whip finish and trim excess thread. Coat head with UV cement, clean off any excess and cure with UV light. Last step hold rubber legs and touch them with permanent marking pen. Make marks random, and try to avoid marking wings or orange Zelon.



Closing Comments:

This pattern looks a bit complicated, but it is really straight forward when you get into it. Just fish it so the rattles work. Let it sink and then give it a quick retrieve. It was designed for the saltwater world, but it might work on some of my bass and brown trout lakes.

Back of Beyond

By Stephen Neal

In Wildness is the Preservation of the World "Henry David Thoreau"

Chopaka

Sean and I left around seven'ish, on Thursday morning crossing over the snow encrusted crest of the Cascades, heading East, towards Wenatchee, WA. Just before Wenatchee's city limits we headed North towards Canada along the Columbia River. Passing through river towns that dot the great Columbia's river banks. Each town a testament to agriculture and the great highway of water transportation carrying goods to market. Each Columbia river tributary we cross triggers memories of Steelhead fishing lore. While driving my eyes drink in the scenery of magnificent beauty that surrounded the river road, we travel. I let my mind wander through time and space as it processes or decompresses from the political blunder we as a nation find ourselves in. I'm ready to escape into the no news zone of the back of beyond.

Travel on secondary low traffic roads through canyon and mountain terrain lets me drive with my conscious mind while my unconscious mind rolls through the canyons of my own mind trying to make sense of a world turned upside down. Nature comes to my rescue as we turn up the Okanogan valley and follow the Okanogan River North. I roll the Indian names of town's and places off my tongue like a sweet memory mixed with an explorer's desire for new vista's; Cle Elum, Wenatchee, Methow, Omak, Sinlahekin, Tonasket, Okanogan and Chopaka, our

destination. I am reminded of Navajo prayers I read in Arizona and New Mexico "May you walk in Beauty, may beauty surround you"

Sean and I pull into Chopaka, just after 3PM. Gary rows in off the lake to greet us. He arrived a day before we did from Monroe, WA. The last time I saw Gary was on the John Day River in Oregon. It's been almost 3 years since we made the trip in the Rock Garden



(low water) year. It's great to see him again. After greetings, a cold Irish Death beer and camp setup logistics discussions, we go to it and make camp.

Spring is making itself known, buds are just beginning to push with just a wee bit of green presentation. The brushy shore line is filed with newly arrived Western Tanager's, Red Winged and Yellow Headed Blackbirds, American Goldfinch, and Bullock Oriole's; their happy playful songs fill the air. House Wrens and Tree Swallows get into a dust-up over who should nest in the shelter over Gary's camp. Out on the water, arriving Ruddy Ducks, join Barrows Goldeneye's, Wood Ducks, Mallards, and Canvasbacks, in aquatic exercises. Hummingbirds zip around our heads investigating each bright color. Overhead Bald Eagles and Osprey hunt and fish. Bird songs, announce the morning and croaking frogs, signal the end of the day.

The afternoon is pleasant with a hint of warmth in the air so getting our temporary home in order is a pleasant chore. The only disagreeable incident is Sean has a nature interaction with a paper wasp, while lighting his refrigerator. The wasp let Sean know he didn't like Sean's finger intruding on his new home. Sean ended up getting bit. After consulting with our resident Doctors (Dave and Jim), he forgoes the use of the epee pen and waits it out. There is no adverse effect from the bite, just a small welcome to Chopaka, greetings from a resident, trying to make a home in Sean's camper before he even arrived. A welcome, custom made for Sean.

Our pleasant afternoon gives way, to dinner prepared by Gary, Chicken Kabobs. Our dinner finished we huddle near the fire sipping 15-year-old scotch and sharing stories when a major approaching thunder and lightning storm stirs up the camp fire. We scramble to secure camp, and the fire, then head for our beds to ride out the storm. In the morning, we share stores of wet spots in trailers, campers and tents, where wind driven rain found the tiniest opening to exploit. We all have wet stories to share. At Chopaka we discover that rain never falls straight down it is almost always horizontal, some magical element helps it defy gravity.

After a wet and fireworks lit night, our new day warms gradually, between fast moving thunderstorms. Newly hatched Chironomids (midges) mass together in small columnar clouds. The mayfly hatch is being expected in the next few days and it is the first question on the lake, have you seen any mayflies is asked by passing fishermen. The fly fishing village is



filling up and soon all available camp sites are filled, over the next two weeks the population will fluctuate reaching a crescendo on Thursday May 18th. Every camp site is double and triple filled, and any grass patch that will hold a gas or diesel burner and a tent is filled, only vertical slopes hold some immunity from human encroachment. I've learned that Chopaka Lake is a magnet for Fly Fishermen in May and June. Sean as an example has been coming here every year for 36 magical years. It's the bugs hatches, Callibaetis May Flies, Damsel Flies and Sedges.

These aquatic insects come off the water in uncountable number in May and June, and for fly fisherman, trout and all the creatures that make Chopaka home it is heaven on earth. Let me describe this cycle of life through the eyes of a newbie. The hatch takes place between 1 and 2:30 pm every day to some degree or another. Cloud cover or a rain squall tends to spark a frenzied hatch and the trout are tuned to look up to feed. When the tiny sail boats emerge on the surface the fish strike with abandonment. Every cast produces a catch or a strike, Sean carries two rods both tied and ready, so that if he loses a fly or breaks a line he can just reach for his other rod and keep on fishing. You need to be bold to fish Chopaka, the fish prefer the reed beds so you have to put your mayfly imitation in there to catch them.

Continued on Page 7 →

During the hatch the trout may ignore your fly as they sip down the real McCoy's picking off flies around your meager offering. But patience is rewarded because if they don't take your offering during the peak they will take them after the peak has passed. Trout are not the only one's dinning on the Mayflies the swallows and ducks are dialed in also. While your focus is on the fish and trying to keep your fly on the water the swallows and ducks are dinning on Mayflies. The swallows are picking them off the water surface like stealth dive bombers skimming the lakes surface, and the Ruddy ducks are swimming under your feet swallowing them underwater and off the surface. And just like trout, those Swallows and Ducks don't always make the best choices and your flies are mighty tempting morsel being served for dinner. Hook ups with swallows and ducks don't happen too often but when they do, catch and release are exciting times. Sex is in the air; the bugs are making their best effort to mate and lay eggs. The ducks and birds are picking mates, food is on the table, homes need to be built and everything is feasting on the abundance of life.

Washington DNR is doing a good job of managing the fishery at Chopaka lake, 90 percent of the fish I caught were in the 17 to 24-inch range. The other 10% were 12-inches or greater. All the fish that I caught were hefty with beautiful bright colors and they were fighters, jumps and runs were common occurrences. Chopaka is not just a dry fly fishery, chironomid and woolly bugger fishermen do well on this lake, so you can pick your style of fishing and have a great time. Normally I would not reveal such a good fishery, but Lake Chopaka is not a secret as the crowds attest. There is no guarantee that you will find a camping spot. Many fishermen drove in, and left because no spots were available. The weather is mountain weather, and you need to outfit yourself appropriately. Rain and cold are to be expected and don't forget about the wind. Cold feet and fingers that ache from cold water and wind will be part of your day. Chopaka will challenge your fishing skills, your patience and endurance but she will smile on you with all the beauty that God allows on this earth and no news for two weeks is most definitely great news.

PS: don't go it was a lousy time and the south end of the lake stinks. Do yourself a favor and fish somewhere else. Sean, Gary, and I can give you some ideas for better fishing areas.

Hope to see you on the water soon. My sincerest thanks to Gary and Sean who made this trip memorable and warm, with friendship and caring.

PPS: "The Pump Don't Work Cause the Vandals Stole the Handel", that's a line from a Bob Dylan song and it seemed appropriate for the trip as the handle on the water pump for the campgrounds was missing. I believe WA DNR removed it because of high biological counts in the well water. It's a great line that needs to be used now and then to describe life's little disturbances.

Stephen

"Many go fishing all their lives without knowing that it is not fish they are after"

Henry David Thoreau

Sorry About the No Show Guest Speaker


Ron had been in contact with Ben Paull of OPST (Olympic Peninsula Skagit Tactics) shop in Tukwila to be our guest speaker for the May meeting. Subsequent attempts to contact him failed and he was a no show at our meeting. On Tuesday I grabbed some Montana fishing photos and put them on a thumb drive just in case we had a no show. I am sorry I did not have time to organize them and make it a smooth transition from thumb drive to power point projector, but I hope you enjoyed some of the photos of the fish and the beautiful scenery of western Montana. I will add more photos and organize them better just in case we have another no show in the future.

Larry

~ In The Past ~

The Newsletter of the Alpine Fly Fishers
'The Fly Line' -
Vol. 1 No. 5

The Fly Line
of
The Alpine Fly Fishers



July of 1973

Next meeting date: July 9, 1973 (Note change to 2nd Monday of the month)
Place: Noel's Restaurant
Time: Social Hour: 6:00 (Note time change)
Dinner: 6:45
Program: A fly-tying seminar led by Reed Miller. Bring your vises and stuff. This will be an exchange of ideas, patterns, techniques, etc. a a lot of fun.
Draw Prize: Be surprised. (Not decided yet)
Last Meeting: Held at Noel's. Steve Raymond made a pitch for us to join the FFF and showed some great slides of fly fishing for Atlantic Salmon in Oregon's Hosmer Lake. To display our hospitality, we let the guests win the draw prizes.

Catalogs: For those of you with extra money and a desire for fishing things, the Club has the following catalog's filled with goodies. Their primary product is listed first.

<u>Vendor</u>	<u>Offering</u>
Black's Custom Flies	-Flies, fly tying stuff, rods, tackle, books
Len Codella's Angler's Den	-Rods, tackle, fly tying stuff, flies, books
The Fly Fisherman's Bookcase	-Books, fly tying stuff, rods, tackle, flies
Raymond C. Rumpf & Son	-Fly tying stuff, flies, knives, trapper's stuff
W. W. Swalef & Son	-Feathers
Classic Rods	-Split cane rods, new and used
More are on the way.	

Fishout!! Hey, our Activities Committee has come up with a pack-in fishout which befits our Club name. The weekend of July 7 and 8 is the time and Echo Lake, north of Mt. Rainier, is the place. One of my information sources tells me the lake is loaded with hungry cutthroat, 9-12" long, that will strike on every cast. (Well...almost every cast.) There is plenty of room and at an elevation of 3819 ft. this 61 acre lake is definitely an alpine lake. More info will be sent to you in a separate publication.

More Fishouts -Those active activity guys have plans for a fishout a month through November. They are open for suggestions on where to go, so if you know of a good spot for a fishout, get in touch with Cal Cole or Frank Spargo.

Fishing Reports - Several club members hae been trying out various waters. Reports vary from great to yechh. Lake Chopaka and Fish Lake in the Okanogan have been excellent. Dry Falls Lake has been recently planted and fishing is slow. A closer lake you should consider trying is Price Lake near Lake Cushman. (The FFF is pushing to get Price Lake classified as a "Quality Fishing Water.") Streams should be in good shape and ready to produce.

Patterns - The following fly is one I created and has been very successful in high lakes in Washington and Montana. Normally it should be fished dry.

Alpine Mosquito. Hook - Size 14 or 16. Tail - Black Hackle Fibers. Body - Stripped Peacock Quill. Hackle - Black. Wing - Barred Gray Mallard Breast.

Final Notes: If you are going on the fishout, be prepared to pick up litter. Also, Dave Castimore will take all the aluminum cans you can find to a recycling center and turn the proceeds over to the club treasury.

LIMIT YOUR KILL. DON'T KILL YOUR LIMIT.

Classified Ads:

- (1) **Gary Strodztz** has a 7' midge rod for sale. This is made with a Fenwick blank. Price \$25 (comes with Orvis Champion case).
- (2) Flies custom tied by Reed Miller. Price - .35 each or \$3.50/dozen.
- (3) Complete outfit from **Gary Strodztz**. \$45 buys a 9'glass rod, a large capacity Heddon reel, 2 Scientific Angler lines (WF9F, WF9S) and an Orvis Champion case.

Alpine Fly Fisher Meeting Dates in 2017

Our club meetings are on the fourth (4th) Tuesday of each month except for December (the third Tuesday) and there are no meetings in July or August.

June 27 Club Picnic; ~~July~~ (No Meeting); ~~August~~ (No Meeting);
September 26; October 24; November 28; December 19 (3rd Tuesday)



2017
International
Fly Fishing Fair
August 1 - 5, 2017
Livingston, MT



A Fly Fishing Quote:

“Selectivity is a simple reflex pattern. The cycle of the season is an annual recurrent emergence of insect species, one after another from the river. When each appears it takes a little while before the trout get accustomed to seeing it. Finally they sample the new insect and find it is safe and palatable, and begin to take it regularly”

~ Ernest Schwiebert ~

“Twelve Lessons For A Trout-Fishing Friend” 1971

The Quotable Fisherman - Nick Lyons



2017 Special End Of Year Free Drawing



Remember the special **free** drawing at the end of 2017 during our Christmas meeting & fundraiser raffle.

This year, every time a club member who attends a meeting, including our picnic, can fill out one special drawing ticket. The ticket can only be filled out at that meeting and must be turned in by the end of the meeting.

All of these tickets will be collected over the course of the year and at our Christmas club meeting next December, we will have a drawing for **at least** three (3) very nice items, most likely there will be a few more.

One item will be a brand new **St. Croix Avid** series fly rod, exact model to be determined later.

Another item will be a brand new **Sage 1850 Large Arbor** reel (5/6 wt).

During the year, we will come up with a few more items to be included in this free drawing.

I want to point out that the more meetings you attend, the more times your name will be in the drawing.

Larry

2017 Northwest Youth Conservation and Fly Fishing Academy

2017 Northwest Youth Conservation and Fly Fishing Academy is set and ready to go. We have amazing boys and girls registered for the event. All their essays and letters of recommendation are in and it appears we have another great group of kids. The Academy is June 18-24 on Hicks Lake at The Gwinwood Community Center in Lacey. We have a fantastic instructor lineup with FFI/CCI casting instructors, fly tying professionals and conservation experts. Last year we had over 50 volunteers. The 2017 Academy would not take place if it was not for the generous support from the Fly Fishing Clubs, TU Chapters, corporate and private donors.

The kids will be fishing at new ponds in Graham, and the Deschutes River in Thurston County. Everyone is welcome to visit us during the week to learn what is happening (please call 1st to insure we are available), if you are available for guiding, we could use your help, especially in the evenings on the river. If you want to help – please contact Jim Brosio @ 360-941-9947 or Mike @253-278-0061. Seriously folks, we could really use your help with the guiding in the evening on the river. It's really not guiding, it's being there to make sure the kids are safe, but you could share your experience on fishing a river with them. We will provide the transportation to the sites. Mike Clancy, Co-Director, NWYCFFAcademy, 253-278-0061. www.nwycffa.com

CLUB PICNIC IS ON JUNE 27

June is our picnic month gathering. It will be held at Stephen & Terry Neal's house out on the Old Sumner-Buckley Hwy. If you missed the May meeting and didn't get the instructions on how to get to their house, then email me at — flytier015@Q.com — and I will send you the info.

I am bringing fried chicken and couple pizzas, plus a great potato dish that Lynne makes.

Bring whatever you want. We always manage to have a very nice selection of main dishes, side dishes including salads, as well as many desserts and the like.

Bring your own beverage of choice, the club does not supply any liquid refreshments.

We usually kick off the picnic at 6:00 PM.

In the past we have been very lucky when it comes to the weather. We have had some gray evenings as well as some sunny evenings, but since this is Washington, bring clothing that will protect you from a chilly wind or a light rain.

See you there!!!

FFI MEMBERSHIP STATUS

I was reviewing the FFI expiration dates for our club members and realized that over half of our members have come due or are almost coming due with the FFI.

Everyone of you should have received a notification that your membership renewal was due.

Check your FFI membership card and see what the expiration date is.

If you do not have your card handy, send me an **email** and I will let you know what my records show as your expiration date. My records are always a month or so behind the actual renewals by our members, just for info.

Larry — My email address is: flytier015@q.com

TOM HANSON ARTS

Original Art & Fine Art Publishing

For over 35 years I've had the pleasure of creating custom art works for individuals and commercial clients, from man caves to grand walls in bank lobbies, medial centers, corporate offices, facilities and airports. These days my work has found a lot of interest in the Fly Fishing world, with many of my works finding homes on the walls of fly tier's work shops and fishing lodges around the globe.

Ake's Sheep Creek Special

Here's one of my latest originals created for fly tier extraordinaire, Lin Akey of Whitefish, Montana. The fly here is one of his signature fly's "The Sheep Creek Special". You may see Lin fishing the stretch of the Upper Missouri around Craig MT working this fly in some of his favorite drifts, with considerable success I may add.

"Ake's Sheep Creek Special" joins the Tom Hanson Collection of prints, and is now available in Note Card and the Signature Collection and will be released as a Collectors LTD Edition Print in 2014.



A few years ago I had the pleasure of exhibiting my works at the International Fly Fishing Federation's International Fly Fishing Fair held in Spokane, WA. I found a considerable interest in my Abstract Fly Collection, as a result many have become collectors and some have commissioned me to create an impressionistic painting of a favorite fly.

Deena

Bill Willmart of Stoney Point Flies in Heber Springs, Arkansas is one of those folks.


Bill sent me a fly he calls the Deena, I worked up a rough sketch, we chose a size of 24" x 36", after several conversations I was underway. In a few weeks it was ready to ship off to Arkansas, and I'm happy to say Bill was very pleased with how things turned out.



Check out more of Tom's art at:

<http://tomhansonarts.blogspot.com/p/print-catalog-purchase-here.html>

June / July 2017

SUN	MON	TUE	WED	THU	FRI	SAT
"Nothing is more memorable than a smell. One scent can be unexpected, momentary and fleeting, yet conjure up a childhood summer beside a lake in the mountains..." - Diane Ackerman				1 June	2	3
4	5	6	7	8	9	10
11	12	13	14	15	16	17
18	19	20	21 First Day of Summer	22	23	24
25	26	27 Club Picnic	28	29	30	 <small>Washington State Council</small>

"Mosquito is out, it's the end of the day; she's humming and hunting her evening away. Who knows why such hunger arrives on such wings at sundown? I guess it's the nature of things." - N. M. Boedecker, Midsummer Night Itch						1 July
2	3	4 JULY	5	6	7	8
9	10	11	12	13	14	15
16	17	18	19	20	21	22
23	24	25	26	27	28	29
30	31					

Alpine Fly Fishers' 'The Dead Drift' is Published monthly by the Alpine Fly Fishers Club
 Larry Gibbs, Editor 253-863-4910 flytier015@q.com

Alpine Fly Fishers
PO Box 1456
Sumner, WA 98390

If you have an email address allow us to send this newsletter via the internet. If your email address has changed recently, please share your new address.

Visit our website at www.alpineflyfishers.org

Board Of Directors:

President:	Larry Gibbs	253-863-4910
Vice President:	Bob Alston	253-848-6884
Treasurer:	Duffy Christy	253-653-4716
Secretary:	Stephen Neal	559-977-7979
Webmaster/Director:	Steve Egge	253-841-1093
Ghilly/Director:	Guy Magno	253-831-0444
Programs Coordinator:	Ron Zarges	253-653-5292
Director:	Bill Aubrey	253-678-3683