

Alpine Fly Fishers

*No Club Meetings
in July or August*

*See you all in
September*


FLY FISHERS
INTERNATIONAL
Charter Club



The Dead Drift - July 2019

In this issue:

Page 2 & 3

FFI Fly Of The Month

Page 4 & 5

Back of Beyond

Page 6

In The Past

Page 7

*AFF Meetings in 2019
Important Dates in 2019
Club Picnic Photos*

Page 9

FFI Charter Club Benefits

Page 10

*Worley Bugger Fly Co.
Clark Fork Trout*

Page 11

*Calendar
Editor Information
Mailing Address
Board of Directors*



President's Line

By Larry Gibbs

I have to admit, when it comes to computers, I am a bit of a dinosaur. I held onto using XP for as long as I could, until Microsoft would no longer support it. By that time Windows 7 had been around a while and I figured all the bugs were worked out so I went with Windows 7. Shortly after that Windows 10 came out. Rats. Another change coming down the road. Well, we just got notified that as of sometime around the end of this year, they will no longer support Windows 7, so I am going to have to convert my computers over to Windows 10. Rats.

I want to thank everyone who was able to attend our picnic. While our group was a little smaller than usual, we all enjoyed ourselves and ate way too much from all the great food being offered.

Mother Nature gave us a decent window for the picnic. While it rained all morning, the rain stopped and by early evening it was nice and pleasant. A little on the cool side but no bad at all.

Steve Egge has purchased a Loop fly rod & reel & line outfit (5 wt) for our next Rod/Reel Raffle Board. We will do that board when the current TFO Rod/Reel board fills up. I figure that by the end of the year we will have that filled, so the Loop outfit will start up either late this year or very early in 2020. **Thank you Steve!!!!**

Steve asked that we put the fly rod together and do a little casting with it to see how well it casts. So, the outfit will be new with just a bit of lawn casting. A few of us tried the rod out and it does cast very nicely. You can really reach out and lay down the line with it. This will make a great rod/reel for some lucky winner.

I have a few pictures on page 7 of the picnic. Talk about a great piece of property to have the picnic. When the Neal's set their mind on getting a house and property, they do excellent work. Between Steve & Terry & Cy & Nicole, a really nice piece of land was found with lots of room for expansion. I can not thank them enough for allowing us to use their place for our picnics. It is a huge imposition on them I know.

I do wish more club members could have made it to this picnic. But, people are travelling and fishing and just plain very busy so I understand.

We gather together again next September 24th. I hope everyone has a great summer and you get a chance to do a little or a lot of fishing.

See you in September.

Good fishing.



Larry


Fly Fishing International

Fly of the Month

July 2004

GOLDEN STONEFLY

By Bob Bates



Elden Berrett tied this high floating pattern at the 38th International Fly Fishing Conclave and Show, Idaho Falls, Idaho, August 2003. Elden is a Guide with South Fork Outfitters in Swan Valley about 45 miles east of Idaho Falls, Idaho. Many western U.S. folks are partial to the Golden stonefly because it is big, up to 1-1/4 inches long, hatches over a period of up to four weeks depending on weather and finally, fish like them. If you are not fortunate enough to have Goldens in your area, check for something similar and change the pattern accordingly.

Depending on where you are the hatches are in early June in the coastal states and late June to early July in the Rocky Mountain States. The nymphs crawl out of the stream bed usually at night. They will travel some distance from the stream side rocks and hatch in nearby vegetation. While the adults stay for several days some might be unfortunate enough to fall into the water and be recycled into fish. Mating takes place in the foliage, and the females when ready will fly back to the water to lay their eggs. The evening egg laying flights are considered inconsistent by some authors. However, when they come the fish are greedy enough to make dry fly fishing most satisfying.

The females fly upstream to lay their eggs, and the eggs drift downstream before lodging in rocks. Use a normal drag free float for most presentations, but it doesn't hurt to jiggle the fly a little to attract attention even in faster water. However, on smooth water giving the fly a little jiggle is a good idea.

Materials:

Hook: Dai-riki 270 #4-10

Thread: Tan 6/0

Underbody: White open cell foam, 1/16-inch thick and 1/8-inch wide.

Body: Dubbed, Hairline #43 Ginger


Hackle: Brown

Overbody: Tan or brown closed cell foam, 1/8-inch thick by 3/16- to 1/4- inch wide

Legs: Medium round rubber, brown

Posts: Closed cell foam 1/16-inch thick 1/8-inch wide, 1/4-inch long, orange and yellow.

FOTM Cont. on page 3 →



Tying Steps:

1. If you want to go barbless, flatten barb with smooth jaw pliers before starting to tie fly.
2. Start thread behind eye, and wind a smooth thread base to rear. If you hold the thread tag out to the side and wind against it, the result will be a smooth thread base.
3. Attach underbody foam above point of hook, and spiral thread forward to about two or three eye widths back from eye.
4. Start wrapping underbody forward overlapping it a little. Tie off underbody about two or three eye widths behind eye, trim excess and spiral thread rearward over underbody to just above the barb.
5. Put dubbing material on thread using your favorite method. Cover underbody with dubbing from bend to the eye. The last couple of wraps, with thin dubbing, should be moved rearward to where the hackle will be secured.
6. Select hackle with barbs that are a gap width long. Attach at front of hook, and spiral rearward with the thread. A long saddle hackle makes this easy. Secure hackle over point of hook and trim excess.
7. Cut a point on back of overbody foam by trimming off the square corners. Also "round off" the head by clipping the corners a little. Tie foam securely on top of hook above the point.
8. Fold two 2-inch pieces of round rubber around the thread and make one or two thread wraps. Position one lag on each side of body by sliding it under the thread. Hide the thread with a little dubbing on the last wrap.
9. Tie in orange foam on top of hook by the very end of the foam. Tie it tightly so it stands up.
10. Hold up overbody foam, pull back legs and spiral thread forward through the hackle.
11. Fold overbody forward and secure at a point 2 or 3 eye widths back from eye. Tie a 2-inch piece of round rubber on each side of the body for the front legs. Tie in yellow foam so it stands up. Whip finish over thread holding foam and legs.

There you have a fly that most of us can see on the water. With the orange and yellow foam patches you can follow it even in faster water. If you change the body, hackle and overbody colors you might want to keep the bright posts for visibility

Back of Beyond

By Stephen Neal

In Wildness is the Preservation of the World

“Henry David Thoreau”

Putting it all Together

We all work around each other's schedules. Life is not linear, yet, when we pick a starting point, even that is a concession. Taking my grandsons camping is a group effort, and without the energies of others it would not happen. This article is a thank you to all who make this possible. Every journey has a beginning, this one begins with planning, so please let me take you on a journey from point A to B that has many jogs, turns and events that change the course of the journey that follows.

I want to take my grandsons camping, to spend time with them outside. This simple desire is fraught with intrigue. They are all individuals with needs and desires, and those that care for them, also have needs and desires. Carving out time to make this happen is the first task. Summer activities fill up the calendar, scout camp, swimming lessons, trips to Montana, birthdays, holiday celebrations, summer jobs, and club picnics. When does school even get out? All of these parameters affect the start date. This year the school year is extended to cover missed days due to snow. My departure date is moved back, to get a full week with my boys I need to move the Club picnic forward a week, thank you Alpine Fly Fishers for making that possible. I now have a departure date, the 19th of June.

My next task is picking a destination. Time, distance, cost and possible activities need to be factored in. My parameters, my truck has 6 seat belts and there are 7 of us. Seating is going to be crowded, with ages ranging from 9 to 16 years, human interaction is sometimes physical, (he's touching me, he touched me first), long distance destinations are out. Activities, bicycles for 7 require a trailer, fishing is a possibility but supervising 6 newbies is possible but intimidating and good trout fishing in western Washington is a long-distance destination, so that possibility falls off the table. My thank you to Sean goes out on this one, he did some exploration and research for me and between the two of us we picked two possible sites. We will be camping on Puget Sound (Dungeness Recreation Area) or the Pacific Ocean (Mora Campground near Rialto Beach). Where we set up our camp, will depend on openings when we arrive. All reservable spots are already taken.

With a start date and destination things were coming together. Ah! But now life was about to step up and start throwing curve balls. After I left Chopaka my truck transmission began to slip, by the time I hit Boise, ID. It was downright hot and tired. I left it in Boise, rented a truck to get to Elko, NV. for a family reunion. After a service, change of fluid and filter, it got me home but at a reduced speed. Over the next three weeks the truck sat on our back porch while the transmission was being rebuilt and the driveline repaired. Thank you to my wife and daughter-in-law for putting up with that inconvenience. That delay plus a storm door installation delayed my trip preparation.

I was feeling pretty good when I dropped the truck off the jack stands on the 12th of June and backed it off the Patio. A big thank you goes to my son for helping me drop the transmission and transfer case out of the truck and putting them back in. But like the TV advertisement goes, wait there's more, the truck stalled and died on the way to get the transmission warranty certified. There I sat on SR 410 waiting for a tow truck. Here three, thank you's are in order, my son and daughter-in-law for loaning me their code reader and my wife for bring it to me on her day off. The oxygen sensors had failed, so back home the truck was towed and to the auto shop I went to get new ones.

Continued on Page 5 →

Remember me writing earlier that life is not linear, Well, while I was repairing the truck, I was also involved in birthday celebration, four to be exact, Nolan's, Nicole's, Connor's and Cy's all fell within two weeks of each, now throw in end of the school year activities, graduations, field day, award ceremonies and father's day, it was busy time of the year. Breathing was optional LOL. On top of all these events, Terry and I host the Alpine Fly Fishers summer picnic and by default Cy and Cole are also hosts. Normally it has been fairly straight forward event preparation, cleaning and setup, but this year we added being in a new home and leaving with the boys the next morning for our camping trip. I cannot give out enough thank you's, Cy, Cole and Terry. We all pulled together to get the property cleaned, straightened, setup and various items repaired or replaced, it was a marathon weekend. On top of those activities, we also shopped for camping supplies and groceries. It takes a lot of food for 6 boys. Again without my family it would have taken forever to put it all together, meal planning was done at Cy's birthday dinner as we all sat around the table boys included and laid out meals and supplies needed, and then on Monday evening June 17 Terry, Nicole and I hit the store for the big buy. Once we made it home all hands hit the deck as they say in the Navy and we sorted and packed it all in appropriate containers, travel freezer, igloo cooler (the coffin) and three dry boxes. Again, thank you to Cy, Cole, Co and Terry.

It is now 4:30 AM on Wednesday June 19th, I'm finishing this article so that it goes out on time. The Club picnic was a success, chairs and tables are stacked and the kitchen is clean, sleeping bags and pads still need to go in the truck and the boy's personal bags and other items. I'm meeting Barbara Gallagher at 9 she has volunteered to drive two of the boys to our destination, lessening the crowding in the truck. Thank you to Barbara. I have a few more items to pack before we leave around 9:30 AM for the Olympic Peninsula. Wish me luck, as me and my boys hit the road for adventure.

It takes a community to raise children and to make things happen. All of the people who have made this trip possible are wingless angels and I am eternally grateful. Small and large efforts went into making this trip possible. Because of them I get to share my love of the outdoors with my grandsons and it is my hope that they too will pass on that love to their children and grandchildren as well. Nature is under assault and it will take a community to preserve it for our children's and grandchildren's future. Please help protect and help heal our home for today and all the tomorrows.

Hope to see you out there soon.

Stephen

“When given the choice between being right or being kind, choose kind” – Dr. Wayne W. Dyer

“Many go fishing all their lives without knowing that it is not fish they are after” - Henry David Thoreau



~ *In The Past* ~

The Newsletter of the Alpine Fly Fishers
'The Fly Line' -
Vol. 3 No. 8

September of 1975

Reed Miller, Editor



This ~ *In The Past* ~ article was published in 1975. The information it contains is 44 years out of date and is not accurate.

This is a historical document only.

Next Meeting: September 8, 1975

Door Prizes: "Flies of the Northwest" and a couple of Scientific Angler fly boxes.

Program: Two fine Lee Wulff films; "Three Trout To Remember" and "Atlantic Salmon in Newfoundland".

Welcome Back: Summer, such as it was, is over and the normal meeting schedule has been resumed. There should be a lot of good stories to hear at Monday's meeting, so come on out. While you're at it, bring a guest. (Or two)

Fishouts: The last fishout was at Leech Lake during July. The wind blew constantly and the fishing wasn't very good. The lake has taken a lot of pressure this year and it just isn't productive enough to stand up to the hordes.

There's a fishout scheduled for Sept. 6 & 7 on the Little Wenatchee River. It was producing well before the August monsoon struck, but I haven't heard any reports since then. The Wenatchee-Little Wenatchee system has a pretty good run of steelheads in the fall, so if the weather cooperates it might be a good bet. For more information call **Jim Higgins** or Reed Miller.

Fishing Prospects: Fall is probably the best time to go fishing in the Northwest. The searun cutthroats are in the rivers, as are the salmon. Late run summer steelhead can be found in such streams at the North Fork Stillaguamish and the Wenatchee. Lowland lakes are cool again and their fish are larger than in the spring. (The Eastern lakes are feeling the nip of frost and soon will be decked out in golds, reds and oranges. Only the serious anglers are out now and solitude is easier to find.

Fly Pattern: The partridge nymph is a well known and successful pattern in local lakes. Partridge hackled flies are not limited to the Northwest and in fact have their origin in England. They probably most nearly represent an emerging caddis. Schweibert touts them in his "Nymphs" and an article in the Late Season Edition of Fly Fisherman Magazine sings their praises.

Green Partridge Nymph

Editors Note: I am surprised Reed didn't go with the Partridge and Orange Nymph since it is getting into the fall. That would have been my choice. LWG

Thread: Olive
Hook: Size 12 - 16 regular length and weight
Body: Olive green floss
Rib: Narrow gold chenille
Hackle: Gray or brown partridge body feather

Club Roster: I hope to have a new club roster ready for Monday's meeting. If so, you can get one then. If not, or if for some strange reason you miss the meeting, you'll get it with the October newsletter.

Bring a guest: Start the fall off right. Bring yourself and a guest to the meeting Monday night. The more the better.

Join the FFF: If you haven't already done so, join the FFF. **Jim Higgins** has membership applications.

Members Names: Calvin Cole; John Cook; Stan Gregory; **Jim Higgins**; Dick Madsen; Dick Mazza; Geoffrey Meyer; Reed Miller; Jim Prince; Rose Raudebaugh; Gary Ritchie; Frank Spargo; Tony Starkovich; **Pat Trotter**; Willard Vernon; Richard Walch; **Phil White**; Larry Whitish.

Alpine Fly Fisher Meeting Dates in 2019

July & August (No Meetings) — [September 24](#); October 22; November 26; December 17

IMPORTANT FLY FISHING DATES FOR 2019

July 23-27, 2019 – FFI Fly Fishing Expo
Bozeman, MT. www.flyfishersinternational.org



Time to Register for Bozeman



Registration for the **Fly Fishers International Fly Fishing Expo** opened on May 7. Go to their website and register for this great event. They have workshops and seminars on casting, tying, destinations, and non-fishing related as well. There are lots of fishing opportunities as well in this part of Montana. I will be hanging around the place, checking out the vendors, talking with the tyers and helping with the auction/raffles.

<https://flyfishersinternational.org/>

<https://flyfishersinternational.org/Events/Fly-Fishing-Expo>



FFI Charter Club Benefits

MEMBERSHIP INCENTIVE & INDUSTRY PARTNER PROGRAMS

With FFI's Membership Incentive Program, for every 12 new FFI members your club recruits, your club receives \$75 towards the purchase of merchandise in our Industry Partner Program. Our industry leading partners provide products at discounts for club fundraisers, educational events, and member recruitment and encouragement in local projects.

CHARTER CLUB INSURANCE PROGRAM

FFI Insurance Program offers a significantly reduced premium on club insurance for FFI Charter Clubs. The master policy purchased by FFI provides Directors & Officers coverage of \$1M, Commercial General Liability of \$4M aggregate/ \$2M per occurrence, \$1M hired/ nonowned auto, and \$1M Umbrella liability. Open enrollment forms are sent with the annual report, but clubs can join any time during the year.

LEARNING CENTER

FFI's Education Committee has published learning modules for 4 major areas: Casting, Conservation, Fly Fishing Skills, and Fly Tying. Clubs can use the materials to teach and help your members enhance their skills. These comprehensive presentations will soon be accompanied by instructor/ teaching manuals. Try it out at one of your club meetings!


CONSERVATION & EDUCATION

FFI provides grants for conservation and education projects to councils, clubs and other organizations that are furthering the mission of the organization. Habitat restoration and education activities are a top priority for FFI. In addition, we offer scholarships for graduate students who are focusing on fisheries or conservationtype degrees.


FFI also recognizes our members, through the Awards Program, for their work in conservation and education. Call FFI HQ for more information on grants and awards. Applications are due April 1 each year.

OTHER BENEFITS

- » No club fees.
- » FFI HQ files club federal taxes.
- » Inclusion in FFI's 501(c)3 (optional).
- » Legal advice from FFI's attorney.
- » FFI HQ staff support.
- » Access to Equipment Loan Program.
- » Club mapped & listed on FFI website.
- » Access to Speakers Bureau portal.
- » Access to Newsletter Content.
- » Access to Club Leader Report portal.
- » Flyfisher magazine, E-news, & ClubWire.
- » Local club list given to all new FFI members.
- » FFI calendar & social media postings of your events.



1713 SOUTH CANYON ROAD
ELLENSBURG, WA 98926
509-962-2033
worleybugger@fairpoint.net





CENTRAL WASHINGTON'S PREMIER FLY FISHING OUTFITTER, PRO-SHOP
AND PROFESSIONAL GUIDE SERVICE

Worley Bugger Fly Co.


Steve Worley has some great guides and he has put together the best fly shop filled with a massive amount of fly tying materials and equipment. You really need to stop by the shop and check it out. Just take the Canyon Road exit off I-90 and turn north towards town, the Worley Bugger Fly Co. shop is on the left or west side of the road. Open all year. Stop by and say Hi!

guided happiness!





MONTANA FLY FISHING OUTFITTERS
ST. REGIS, MT



OWNER & OUTFITTER, STEVE TEMPLE

www.ClarkForkTrout.com 406.382.0161

Clark Fork Trout

St. Regis, MT

Steve & Peggy Temple have their fly shop just on the north end of St. Regis, right across the street from the road down to the boat launch.

Check it out!!!

For a really good guided drift boat fishing trip, you should check out the Clark Fork Trout.

"GUIDED FISHING ON THE CLARK FORK, BITTERROOT, MISSOURI AND BLACKFOOT RIVERS AND PROVIDING FLY FISHING CLASSES BY PEGGY TEMPLE."





CLARK FORK TROUT, LLC
BUS: 406.382.0161 - HOME: 406.822.0922
715 Hwy. 135 - St. Regis, MT 59866
Outfitter Steve Temple #20878



MONTANA FLY FISHING OUTFITTERS
ST. REGIS, MT



GUIDE PEGGY TEMPLE

www.ClarkForkTrout.com 406.382.0161

July / August 2019

SUN	MON	TUE	WED	THU	FRI	SAT
"Do what we can, summer will have its flies." - Ralph Waldo Emerson	1 July	2	3	4 Happy Birthday America	5	6
7	8	9	10	11	12	13
14	15	16	17	18	19	20
21	22	23 NO CLUB MEETING Go Fishing	24	25	26	27
28	29	30	31	"Nothing is more memorable than a smell. One scent can be unexpected, momentary and fleeting, yet conjure up a childhood summer beside a lake in the mountains..." - Diane Ackerman		

"Whilst August yet wears her golden crown, ripening fields lush-bright with promise; Summer waxes long, then wanes, quietly passing her fading green glory on to riotous Autumn." - Michelle L. Thieme, August's Crown				1 August	2	3
4	5	6	7	8	9	10
11	12	13	14	15	16	17
18	19	20	21	22	23	24
25	26	27 NO CLUB MEETING Go Fishing	28	29	30	31

Alpine Fly Fishers' 'The Dead Drift' is Published monthly by the Alpine Fly Fishers Club
 Larry Gibbs, Editor 253-820-0475 flytier015@q.com

Alpine Fly Fishers
PO Box 1456
Sumner, WA 98390

If you have an email address allow us to send this newsletter via the internet. If your email address has changed recently, please share your new address.

Visit our website at www.alpineflyfishers.org

Board Of Directors:

President:	Larry Gibbs	253-820-0475
Vice President:	Bob Alston	253-848-6884
Treasurer:	Duffy Christy	253-653-4716
Secretary:	Stephen Neal	559-977-7979
Webmaster/Director:	Steve Egge	253-841-1093
Ghilly/Director:	Guy Magno	253-831-0444
Programs Coordinator:	Ron Zarges	253-653-5292