

# Alpine Fly Fishers

Our Next AFF Meeting

Tuesday

May 22

As always, at the

Puerto Vallarta

215 15th St. SE

Puyallup at 6 PM



FFI  
Charter Club



## The Dead Drift - May 2018

### In this issue:

**Page 2 & 3**

*FFI Fly Of The Month*

**Page 4 & 5**

*Back of Beyond*

**Page 6**

*In The Past*

**Page 7**

*AFF Meetings 2018*

*A Fly Fishing Quote*

*Patrick Trotter Slides*

*April Guest Speaker*

**Page 8**

*WSC & FFI Events*

*Special Raffle for December*

*New Rod/Reel/Case raffle board*

**Page 9**

*Worley Bugger Fly Co.*

*Clark Fork Trout*

**Page 10**

*WA Fly Fishing Fair Poster*

**Page 11**

*Invite to Ellensburg*

**Page 12**

*NWYCFFA*

*FFI Information*

**Page 13**

*Calendar*

*Editor Information*

*Mailing Address*

*Board of Directors*



### President's Line

By Larry Gibbs

May is right around the corner. This year is flying by. I have been very busy working to get vendors for the WA Fly Fishing Fair--Guess where and when that is being held! Yes, Ellensburg on May 4 & 5. Take a trip over the pass, and check out this event. Gary Strodtz will be over there tying heritage hairwing streamers. Henry Hoffman will be tying at his booth and that booth will be loaded with all kinds of tying materials. Al and Gretchen Beatty will be tying. This is their first year at being able to just tie flies and not work a booth. They are really looking forward to doing that. Kevin and Ellen Gill will be over there with a great selection of nets, make sure you check out their booth.

Peter Maunsell is the auction/raffle coordinator. Brian and Sherry Miller will be there helping Peter with the silent auction, cataloging all of the incoming donations and earmarking them for silent or live auctions or raffles. Bill Fox will be there working the table where you sign up for a bidding number, turn in your donations and overall a great place to stop and ask for directions, information or just to chat a bit.

Derek Darst of St. Maries Flies (a great fly shop in St. Maries, ID) will be at his booth tying some fantastic deer hair bass flies. Michael T. Williams will have a large booth filled with all kinds of tying materials. Steve Temple of Clark Fork Trout will have his booth and I believe he will be bringing some neat 'stuff' to sell. Of course the Worley Bugger Fly Co. will have a booth, with some of the guides tying flies and showing videos. Dennis Dahlke will have a booth with a fantastic selection of feathers. Check out a new vendor, John Smigaj of Trxstle. They are making a telescoping fly rod/reel carrier that you can either just carry around or extend it and fix it to the top of your rig to jump from one fly fishing spot to another. In the market for an inflatable? David from Catchercraft boats will have a big display and Maxxon Outfitters will have a booth selling some really nice rods and reels. Dick Sagara has a couple booths, displaying the TFO, Aquaz, and Cortland line of products.

A new vendor for us this year will be Marya Spoja, the Fishing & Boating Program Coordinator of Montana's Invasive Species Action Network. She will also be tying the Asian Long-horned Beetles fly. Should be interesting.

Come on over to Ellensburg. It is a short drive. Make a day of it and spend some time surrounded by fly casters and fly tyers and just an overall great group of people.

Good fishing.



Larry

# Fly Fishing International

## Fly of the Month

May 2002

### KIRKHAM'S CRAY

By Ruth J. Zinck and Bob Bates



The Kirkham's Cray by Ruth Zinck caught my eye as I flipped through the 1990 Patterns of the Masters. I asked Ruth if I could use the information for a Fly of the Month. She said yes and sent me a fly to photograph. Most of the information given below was copied from Patterns of the Masters. A few of my comments have been added. Joan Kirkham lives in Cambridge, Ontario and is one of the best and most creative tiers I know. She is also a dear friend and when I get east, spending hours talking tying with her is always a highlight of the trip. She showed me her crayfish pattern in June of 1989 and gave me permission to 'tell the world' at Conclave. It was too late to include the fly in last year's book but that is remedied now. I have made no changes in her pattern ...yet, especially since a lunker smallmouth grabbed it on my first cast." (I asked Ruth about the size of the "lunker." She replied that in her mind it was 8 pounds, but more likely it was 3.)

**Fishing Suggestons:** We know that bass like to eat crayfish. Kirkham's Cray should be crawled over the rocky bottom of a lake or river and occasionally retrieved in short spurts. Depending on water depth, use a sink tip, full-sink line or weighted leader. However, I once got a good strike on the fly just as it hit the water.

One crayfish angler in Washington fishes rocky shorelines and catches trout. He says: cast toward shore from your boat or float tube, and let the fly bounce down the rocks. Use a slow hand twist retrieve to imitate a crayfish's walking movements, and a 2 to 3 inch strip retrieve with a pause to simulate their quick movements. (The same instructions that Ruth gave above for bass.) Last month we found crayfish and crayfish parts in rainbow stomach samples. (It was during catch and release fishing sessions with stomach sampling by our state fish biologist.)

#### **Materials:**

Hook: Mustad 79580 or 9672, Daiichi 2220 or 1720, Dai-Riki 700 or 710 or similar hooks, size 10

Thread: Black or brown Monocord

Back: Red fox squirrel (use long hair from middle area on top side of tail)

Head and Body: Medium size, brown/black, variegated chenille


Rib: 6-lb test clear monofilament

Claws: Red fox squirrel (as above)

#### **Tying Steps:**

1. Wrap thread to bend. Cut a bunch of squirrel hair slightly larger than a household match. Hold near tips and comb out short hair. Tie in remainder by butts on top of hook with most of hair extending beyond bend of hook. Trim butts at an angle, and wrap over cut ends. Return thread to bend.

2. Head: Tie in chenille, and wrap to 1/4 shank length from bend. Secure, half hitch and then move chenille to a material holder to clear work area. (Expose thread core by stripping off fuzzy chenille to make tie in easier.)





3. Burn one end of an 8" piece of monofilament to make a small blob. Tie the blob end in on top of the hook at the half hitch. The blob will prevent the mono from pulling out. The rest of the mono should be moved to the material holder.

4. Right claw: Cut a bunch of squirrel hair slightly smaller than a household match. Comb out short hair, and use a hair stacker to even the tips. With tips of hair toward bend, wrap one circle of tying thread around the bunch and then place it on the far side of the hook. Tips should protrude about 1 inch to left of thread. Tie down firmly.

5. Tie down butt ends of claw along top left side of hook to 1/8" from eye. Trim butts at an angle.

6. Left claw: Return thread to right claw tie-in point. Repeat steps 4 and 5 on near side of hook.

7. Wrap both sets of trimmed butts.

8. Wrap monofilament clockwise around base of right claw 2 to 3 times. Bring monofilament under hook and wrap left claw counter-clockwise finishing across top of hook on eye side of claws. Make one turn around hook. Keep tension on mono.

9. Wrap thread to monofilament and tie down. DO NOT CUT. Mono should extend beyond far side of hook. Return thread to eye.

10. Cover wrapped squirrel body and base of claws with head cement.

11. Wind chenille to within 1/8" from eye and tie off. Trim.

12. Bring squirrel hair over chenille and, pulling it TIGHT, tie down at eye. DO NOT TRIM.

13. Wrap monofilament around body in wide spirals toward eye. First wrap should be close to base of claws. Tie down well. Trim.

14. Whip finish under tail at eye. Use head cement on tail wraps and whip finish. Cut tail 1/4" beyond eye.

The last step in any fly tying project is to take your gems out to your favorite body of water. Apply your knowledge as to where bass might be hanging out around rocky areas with crayfish. Carefully creep your fly along the bottom, and be ready for a fight with a lunker.

## Back of Beyond

By Stephen Neal

*In Wildness is the Preservation of the World* "Henry David Thoreau"

### You Should Have Been Here Yesterday

The Chevy's engine hums, as I motor down river left. My view of the river from the top of the dike, reveals a roiling mass of chocolate water, swollen by early spring runoff. The Puyallup River at this point in its journey to Commencement Bay, is contained by twin dikes. The dikes hold back the power of three rivers, the White, the Carbon and the Puyallup, the surrounding land was once a flood plain, now it is a mixture of farm ground, small businesses and the Puyallup Indian reservation. The rivers are fed by glaciers, high up on the slopes of Mount Tahoma (Rainer). My view is lit by low slanted sun light. Earlier this morning my phone alarm when off at 5:30 AM which was truly 4:30 AM. Today marks the first day of day light saving time, I shuffled through my morning ablutions and breakfast, in the dark. My gear was loaded into the truck before the sun crested the Cascade peaks.

Sunday Morning is coming down, low angle solar rays, highlight the moist heat rising from mounded wood chip piles. A biomass primordial stew breaking down into soil. A chevron flight of Canada Geese, cross over the remnants of the old flood plain, winging towards the Olympic Peninsula. Shuttered fruit stands, hold the promise of fresh fruits and vegetables behind closed doors. Behind the closed road sided businesses, empty farm ground holds ponded water and fresh shoots of green weeds, push up out of saturated soil. The light traffic on this Sunday morning pleases me, I spend more time enjoying the scenery and less time worrying about other drivers. This morning has a yin or female energy, the day is unfolding like a child waking in a mother's arms. My I-Pod plays Mark Knopfler compositions, as pleasing memories of my daughter and son nestled in my arms fill my mind. Their resting breath stirs the hairs on my encircling arms, their brown and hazel eyes open slowly coming into focus on my face. Recognition lights their faces with a smile and little arms reach to embrace me. What a peaceful way for a day to begin.

My westward journey takes me through Tacoma's industrial areas as I transition from River Road to I-5 and then SR16. Container ships crowd Port Tacoma docks with their cargo of multi-colored containers stacked high upon their decks. The massive train yard holds a bazillion train cars and engines all staged to transport cargo, to and away from, the mighty ocean-going ships waiting to transfer their loads. The massive ship cranes are idle, on this early



Sunday morning. At 60 miles an hour my view of Commencement Bay slips into my rearview mirrors. Soon I enter the spiderweb of high rise concrete freeway interchange that marks the tangle of I-5 and SR 16. This too is a brief passage, that gives way to a view framed by the green cable towers of the Tacoma Narrows Bridge. At this hour of the morning the waters of the Narrows are at high tide. In the twice daily flow of water into and out of Puget Sound, the Narrows is at its quietest. Slack tide has brought a brief calm to the waters of the Sound. At Purdy I turn onto Key Peninsula headed towards Longbranch.

Sean greets me at the door, he has already been out fishing, the only reason he is inside is because the bite turned off once the sun hit the water. Over tea we study the view of distant Tahoma over the waters of Filucy Bay. Sean and Barbara catch me up on the news of their lives and the happenings of Key Peninsula. Their stories feature eagles, seagulls, and sea lions, follow up stories cover fish, clams and oysters. Infrequent neighbor encounters are mentioned in this off season of visitors. The ebb tide moves us out of our window seats, and Sean leads me out to the shop and his tying bench. Rummaging through his bench he produces a refurbished fly that he has caught Coho on. He then leans over his vice and ties up another fly that has been producing for him. While Sean ties I put on my waders and boots and string my fly rod. His fresh tied fly is soon snugly tied to my tippet, and we make our way to the beach. Sean has been on the phone with me for the past two weeks encouraging a fishing visit and here I am. But of course, I pick the first sunny day to make my visit. We pull up a pair of faded plastic lawn chairs to relax in and watch the water.

Continued on Page 5 →

Sean eloquently describes his fishing success over the last two weeks, I have heard these same stories over the phone, but the telling is always better in person. His close encounter with a sea lion story is also retold. While fishing for Coho, Sean landed two, behind him he heard a large splash instinctively he started to cast to the splash but held up when he realized it was a sea lion targeting the Coho Sean was fishing for. Sean wound up his reel and paddled for shore, he gave the fishing ground up to the sea lion, he just wasn't interested in a E ticket ride supplied by a sea lion, that might tow him around Puget Sound.

As Sean described his fishing adventures our eyes scanned the water looking for signs of feeding fish. When we spotted several jumps just out of casting distance, we decided to launch his raft. With a wooden floor it makes an excellent platform for targeting Coho and sea-run cutthroat. While I rowed out Sean, kept up a running commentary on fishing instructions from shore. By the time I reached a fishing position, I was the proud owner of the fishing tactics in scope large enough to pursue and land Moby Dick. Unfortunately for me I had no time to put any of it into practice before I received new information. I chuckled to myself as I began to apply the tactics he tried imparting to me. Sean



knows how to fish and to fish well, I listened to all he told me, knowing that all was gold. The challenge was to put it into practice while he instructed. Under his tolerant tutelage I slowly began to incorporate his knowledge dump into my fishing. Over the next 4 or 5 hours of on the water hours I put into practice the tactics imparted to me.

The fly in the ointment was that during the hours that I fished the fish were not interested in what I offered. Maybe it was the sun, maybe it was because I was visible to them. Sean struggled with the fact that I was not catching anything it went against everything he had been experiencing. Put the fly where they are, and they will take it. After I headed for home he got on the water and fished, he had no takes. It wasn't until the sun left the water that he got a fish to take his fly.

Now all fishermen are acquainted with the term, you should have been here this morning, yesterday or last week. That is all probably true, but since I can only be there when I am, I toss the saying aside. Here and now is what I have and driving oneself to depression over what might have been is a worthless endeavor. I might not have caught any fish, but I was standing in a boat on Puget Sound being instructed by a great fisherman and friend. The lessons I was receiving were invaluable for my growth as a fisherman. Barbara and Sean had opened their home to me and shared their life stories with me; eagles had soared over my head, seagulls dropped clams. Boats and ferries had plied the water around me and I was at peace with the world.

I did not need to be here yesterday, I was exactly where I needed to be.

May dreams of your children nestled in your arms fill your mind and may you always be exactly where you are.  
“When given the choice between being right or being kind, choose kind – Dr. Wayne W. Dyer

Stephen

*"Many go fishing all their lives without knowing that it is not fish they are after"*  
Henry David Thoreau


Pictures by Sean Gallagher

*~ In The Past ~*

The Newsletter of the Alpine Fly Fishers  
'The Fly Line' -  
Vol. 2 No. 6

July of 1974

*The Fly Line  
of  
The Alpine Fly Fishers*



This *~ In The Past ~* article was published in 1974. The information it contains is 44 years out of date and is not accurate. This is a historical document only.

Next meeting:

Date: Monday, July 1, 1974

Program: Bruce Crawford, fish biologist for King & Snohomish counties, will give us the specifics on the lake SMC taking program. This is the program we have volunteered our assistance for, so let's have a good turnout.

Door Prize: Don't know for sure, but they'll be good ones.

Fishouts: The Silver Lake fishout was about a month late. The bass had moved out into the deeper parts of the lake along with the water skiers and speed boat nuts. Fishing around the lilly pads did give a lot of dry fly action on bluegills.

Our next fishout is sort of a split one. For those who can make it we'll go with Bruce Crawford to SMC Lake on July 10 to catch, fin clip and release as many trout as possible. Then on July 13 and 14 we'll fish the same lake again to see how many clipped fish we can catch again. This is all subject to ice out.

Fishing Reports: There are reports of summer steelhead being taken on the North Fork Stillaguamish. Lake Chopaka has been good for trout, but a lot of the Atlantic Salmon brood stock dumped there have died. Lake Killarney has some good bluegill fishing using dry flies. Most of the Columbia Basin trout lakes are too warm now, as is Texas Ponds on the west side. A late report from the Verlot Ranger Station in Snohomish County states that nearly all lakes above 2100 ft. elevation are still iced over.

Bluegills: For a pleasant change of pace, try an evening of bluegill fishing. One lake that I know of that has a good population of these little scrappers is Lake Killarney. Silver Lake also has a lot. Use dry fly flies and fish just out from the weed beds and around islands. Bluegills are very tasty and unlike trout should be cropped rather heavily as they tend to overpopulate a lake and become stunted.

Wild Trout: I had the pleasure of fishing for some native cutthroat a while back. The place wasn't all that inaccessible, but was virtually untracked and unlettered by fishermen. The only betrayal of man's presence was the clearcut this stream ran through. The loggers has left a strip of timber along the banks, though, to protect the water. Every sandbar was replete with deer tracks. The native cutthroats averaged 8 or 9 inches long, but an occasional fish would run as large as 13 inches. On my 6'-8" midge rod there was a lot of sport. As far as I know, there are still a lot of fish there because I released every one I caught. These waters are scarce and delicate and cannot sustain a good wild fish population unless strict conservation is practiced.

Fishout Cleanup: As you may or may not know, our by-laws state fishout attendees must donate some time to cleanup beyond their own campsite. The Silver Lake fishout afforded a ripe opportunity for cleanup, and as a result we have a lot of aluminum beer cans to recycle into the club's treasury. Also, when you are out fishing anywhere, pick up those aluminum cans and bring them in. Our treasurer, Dave Catimore, will take them to a recycling center and deposit the proceeds into the club treasury.

Patches Are Here: The club patches have arrived! For a buck our Ghillie, **Gary Strodtz**, will hand you one of these attractive decorations. These patches will at least double the value of your vest or fishing jacket, so buy now!

Bring a guest: Keep the guests coming in. Remember, the AFF is open to women, so you could bring your wife, girlfriend, mistress or whatever and give them the pleasure of a dinner out and at the same time do your fly fishing bit.

BRING A GUEST. BRING A GUEST. BRING A GUEST. BRING A GUEST. BRING A GUEST. BRING A GUEST.

BUY A PATCH. BUY A PATCH. BUY A PATCH. BUY A PATCH. BUY A PATCH. BUY A PATCH. BUY A PATCH.

SUPPORT THE FFF. SUPPORT THE FFF. SUPPORT THE FFF. SUPPORT THE FFF. SUPPORT THE FFF.

Don't forget. The FFF conclave is August 21-24 at West Yellowstone, Montana. This is the heart of the best fly fishing in the United States. Our club needs an official delegate, so if you can plan you vacation then, here's your chance.



## Alpine Fly Fisher Meeting Dates in 2018

**May 22**; June 26 (picnic)  
September 25; October 23; November 27; December 18

### A Fly Fishing Quote:

*....fly tying is the next best thing to fishing: it is sort of like  
licking the lips that eased a thirsty man in the desert.*

*Arthur Ransome  
"Fly Tying in Winter"  
Rod and Line (1929)*

*Thanks to the Quotable Fisherman by Nick Lyons*

### Patrick Trotter and AFF Slides

Patrick joined the Alpine Fly Fishers club back in 1973 when our club first started. At the time he lived in Longview but moved to Federal Way for his job. He thinks he was the first out of town member the club had at the time.

He recently unearthed some 35mm slides of a stream monitoring and stewardship project the club undertook out at Ravensdale Creek from 1992 thru 1995.

Here is part of the email he sent me that explains the slides:

"The project ran from 1992 through the winter of 1995, and the slides are from the 1992, '94, and '95 years (nothing from 1993 for some reason). Fred Fishback was the project leader, as I recall, and the work was done in collaboration with the King County DNR. Club members (many shown in the slides) met at intervals and surveyed three sites along the creek, collecting physical and chemical data, sampling stream biota, and observing and monitoring coho salmon and cutthroat trout spawning and rearing activities. I am a coldwater fishery ecologist and was working professionally in that field at the time, including on projects for King County, so I served the role of "in house" consultant and advisor for the project team as well as walking the stream myself."

Patrick has mailed the slides to me. I will sort thru them and select some to be transferred into digital format so we can view them at our December Christmas meeting.

Larry

### May Guest Speaker

Mike Clancy

Northwest Youth Conservation & Fly Fishing Academy

## FLY FISHERS INTERNATIONAL (FFI)

*by Mike Clancy  
FFI Representative*

There were some wonderful things that happened with the FFI in 2017 and more fly fishing events are coming up in 2018.

### **May 4-5, 2018**

The 2018 Washington Fly Fishing Fair, Ellensburg, WA. at The Kittitas Valley Event Center (Ellensburg Fair Grounds). This is sponsored by The WSCFFI. There will be Fly Tying, Fly Casting Workshops, Casting Demo's, Fly Casting Challenge, FREE Tying Lessons Saturday, Seminars, Awards & Auction Banquet and a Beginners' Material Dyeing Class. Please go to [www.wscffi.org](http://www.wscffi.org) for more details. Camping on the Fair Grounds property for tents and RV's with water and electric hookups.

### **August 6-11, 2018**

Annual FFI Fly Fishing Fair, Boise, ID. The program will be held at the Boise Centre in the heart of downtown Boise. The event, The Grove Hotel for lodging, and parking are in the same block. There are many great restaurants within walking distance. I am conducting the Youth Camp, my wife and I drove to Boise to learn about the venue, didn't want any surprises in August. Folks, this place is amazing, The Boise River runs right through the city with wonderful fishing opportunities. I know if you attend this event, you won't be disappointed. It's still in the planning stages, so more to come. It's a great vacation area.

[www.flyfishersinternational.org](http://www.flyfishersinternational.org)

### **Remember the special free drawing at the end of 2018 during our Christmas meeting & fundraiser raffle.**

This year, every time a club member who attends a meeting you must check off your name off on a sheet of paper over by the raffle tickets. This is the only way you will be counted as having attended that meeting.

I will keep track of the attendance over the course of the year and at our Christmas club meeting next December, we will have a drawing for at least three (3) very nice items, most likely there will be a few more.

One item will be a brand new St. Croix Avid series fly rod donated by Duffy. This is the 7 weight, 9 foot, 4 piece model and I will include a new TFO reel.

Another will be an aluminum fly box with our club name engraved on top and containing dozens of flies.

During the year, I will come up with one or two more items to be included in this free drawing.

I want to point out that the more meetings you attend, the more times your name will be in the drawing. There are nine meetings, including the picnic, where you will gain another chance to win a prize. 😊

You must be present at the December meeting to win and you can only win one of the special free drawing items.

Larry

### **New Rod / Reel / Rod Case Raffle Board**

**We started a new rod raffle board at the March meeting. I call it the Rod/Reel/Rod Case raffle board. There will be two rods to pick from.**

**One rod is a TFO Impact 9', 6wt, 4pc w/ a fighting butt. Included is a TFO reel, the NXT LA II. These is also a rod/reel rod case. The total Fair Market Value for this outfit is over \$500.**


- Or -

**A TFO Finesse 8'9", 3wt. 4pc fly rod. Included is a TFO reel, the NXT LA I. These also comes wiht a rod/reel rod case. The total Fair Market Value for this outfit is over \$340.**


**This will be a 60 square rod/reel/case raffle board with each square selling for \$5. Once they have all been sold we will pick a winner and that person will then decide which rod he or she wants. Once that rod is selected, we will have our third rod/reel/case raffle board for whichever rod remains.**

**This is a great way to contribute to the club and to get a really nice fly rod and reel.**





1713 SOUTH CANYON ROAD  
ELLENSBURG, WA 98926  
509-962-2033  
worleybugger@fairpoint.net





CENTRAL WASHINGTON'S PREMIER FLY FISHING OUTFITTER, PRO-SHOP  
AND PROFESSIONAL GUIDE SERVICE

## Worley Bugger Fly Co.


Steve Worley has some great guides and he has put together the best fly shop filled with a massive amount of fly tying materials and equipment. You really need to stop by the shop and check it out. Just take the Canyon Road exit off I-90 and turn north towards town, the Worley Bugger Fly Co. shop is on the left or west side of the road.

guided happiness!





**MONTANA FLY FISHING OUTFITTERS**  
ST. REGIS, MT



OWNER & OUTFITTER, STEVE TEMPLE

www.ClarkForkTrout.com 406.382.0161

## Clark Fork Trout

St. Regis, MT

Steve & Peggy Temple have their fly shop just on the north end of St. Regis, right across the street from the road down to the boat launch.

Check it out!!!

For a really good guided drift boat fishing trip, you should check out the Clark Fork Trout.

"GUIDED FISHING ON THE CLARK FORK, BITTERROOT, MISSOURI AND BLACKFOOT RIVERS AND PROVIDING FLY FISHING CLASSES BY PEGGY TEMPLE."




CLARK FORK TROUT, LLC  
BUS: 406.382.0161 - HOME: 406.822.0922  
715 Hwy. 135 - St. Regis, MT 59866  
Outfitter Steve Temple #20878



**MONTANA FLY FISHING OUTFITTERS**  
ST. REGIS, MT



GUIDE PEGGY TEMPLE

www.ClarkForkTrout.com 406.382.0161

# 2018 WASHINGTON FLY FISHING FAIR FLY TYING & CASTING

**WORKSHOPS and SEMINARS  
FRIDAY & SATURDAY  
MAY 4th and 5th**

**Kittitas Valley Event Center, Ellensburg, WA**



**for more information visit:**

**[www.WSCFFi.org](http://www.WSCFFi.org)**

©Chris Allison Photo

## **Invite to the 2018 WA Fly Fishing Fair**

**May 4 & 5 in Ellensburg**

*By Chet Allison*

I am inviting each of you to the WSCFFI Fly Fishing Fair in Ellensburg May 4th & 5th 2018. You may attend as a tyer or just as an interested fly fisher in seeing the latest of equipment, places to fish, or just watch dozens of fly tyers ply their wares.

You may register on line beginning Feb 15, 2018 through our website [www.wscffi.org](http://www.wscffi.org). If you are only signing up to tie flies and will not be making any purchases (i.e. dinners, shirts, workshops etc.) register with me directly at [jochetallison@msn.com](mailto:jochetallison@msn.com) I will email back to you the tying registration form. Also please join us on Facebook at <https://www.facebook.com/wscffi.org>.

Volunteer (FREE) Dinner and Auction for CFR, PHW, OPFI Thursday May 3rd, Social hour with no host bar 5:00-6:00 PM., dinner at 6 PM. Please make sure you mark the registration sheet, or if doing on line to mark the volunteer dinner box, we need a head count.

There will be casting lesson for \$40 for a half hour lesson. There will be casting demonstrations by the Gazebo, free seminars, and 75-100 tyers to visit with to see how to tie your favorite fly or to see how to use the latest materials.

If you want to test your casting skills try the Fly Casting Challenge Course with 5 stations available to represent a given casting situation: HIT THE BULLSEYE, THE OBSTACLE, TIGHTEN UP, GET IT UNDER, DISTANCE. This challenge course is free. Find out where you may need more practice.

Friday Awards Banquet tickets are available on line only. The banquet is Friday night with a no host bar 5 PM, dinner at 6 PM with live auction to follow. Purchase your tickets for \$40.

There will be a variety of workshops all for \$40 each and free seminars both Friday and Saturday.

Private casting lesson are for ½ hour \$15.

### **Seminars:**

Chet Allison – Spokane River

Preston Singletary – What's Bugging You

Marc Williamson – The Art and Science of Reading Still Water

Marc Williamson – Fly Fishing Central Oregon

Chad Gillespie – Sea-Run Cutthroat

Chester Allen – Yellowstone Unlocked

Steve Temple – Secrets of the Clark Fork

Johnny Boitano – Yakima River

Thomas Lamphere – Trophy Trout on Western Washington Rivers

If you have any questions email or call at the info below, I will answer your question as best I can.

Hope to see you at the 2018 WA ST Fly Fishing Fair.

Chet Allison

2018 Fly Tyer's Chair

509-362-5320

[jochetallison@msn.com](mailto:jochetallison@msn.com)

## **2018 Northwest Youth Conservation and Fly Fishing Academy Set and Ready to Go**

We have 22 amazing boys registered for the event. 2 from NY, 2 from AK, 1 from OR, the rest from WA. Unfortunately, no girls this year. All their essays and letters of recommendation are in and it appears we have another great group of kids. The Academy is June 24-30 on Hicks Lake at The Gwinwood Community Center in Lacey. We have a fantastic instructor lineup with FFI/CCI casting instructors, fly tying professionals and conservation experts. Last year we had over 50 volunteers. The 2018 Academy would not take place if it was not for the generous support from the Fly Fishing Clubs, TU Chapters, corporate and private donors.

The kids will be fishing at new ponds in Graham, and the Deschutes River in Thurston County. Everyone is welcome to visit us during the week to learn what is happening (please call 1st to insure we are available), if you are available for guiding, we could use your help, especially in the evenings on the river. If you want to help – please contact Jim Brosio @ 360-941-9947, Tom VanGelder @253-261-8890 and Mike @253-278-0061. Seriously folks, we could really use your help with the guiding in the evening on the river. It's really not guiding, it's being there to make sure the kids are safe, but you could share your experience on fishing a river with them.

Mike Clancy, Co-Director, NWYCFFAcademy, 253-278-0061, [www.nwycffa.com](http://www.nwycffa.com)

## **FLY FISHERS INTERNATIONAL FLY FISHING FAIR**

Come Join Us In Boise, Idaho

August 7-11, 2018

VENDORS - IRON FLY - TYING AND CASTING DEMONSTRATIONS - KIDS ACTIVITIES -  
AUTHORS BOOTH - PHOTO CONTEST

WHAT'S HAPPENING:

A week-long event providing fly fishing education and fun activities starting Tuesday, August 7, 2018.

WORKSHOPS: Tuesday, August 7 through Saturday, August 11, 2018.

FISH FEST

Exhibit Hall Opens Thursday, August 9 through Saturday, August 11, 9:00 a.m. to 5:00 p.m. Daily

Guest Speakers & Celebrities | Vendors | Fly Tying & Casting Demonstrations | 1-Hour Seminar | Iron Fly | Kids Activities | Auctions & Raffles | & Much More!

HOTEL ACCOMMODATIONS: The Grove Hotel is our host.

**REGISTRATION: Opens May 23, 2018 at 9:00 a.m. MDT**

"When we teach a person to fly fish, we just created a conservationist." Lee Wulff



# M a y / J u n e 2018

SUN	MON	TUE	WED	THU	FRI	SAT
"The world's favorite season is the spring. All things seem possible in May." - Edwin Way Teale		<b>1 May</b>	2	3	<b>4 WSC Fly Fishing Fair Ellensburg</b>	<b>5 WSC Fly Fishing Fair Ellensburg</b>
		6	7	8	9	10
13	14	15	16	17	18	19
20	21	<b>22 Club Meeting</b>	23	24	25	26
27	28	29	30	31	"Long stormy spring-time, wet contentious April, winter chilling the lap of very May; but at length the season of summer does come." - Thomas Carlyle	

"There are moments, above all on June evenings, when the lakes that hold our moons are sucked into the earth, and nothing is left but wine and the touch of a hand." - Charles Morgan

						<b>1 June</b>	2
3	4	5	6	7	8	9	
10	11	12	13	14	15	16	
17	18	19	20	21	22	23	
24	25	<b>26 Club Picnic</b>	27	28	29	30	

Alpine Fly Fishers' 'The Dead Drift' is Published monthly by the Alpine Fly Fishers Club  
 Larry Gibbs, Editor    253-863-4910    flytier015@q.com

**Alpine Fly Fishers**  
**PO Box 1456**  
**Sumner, WA 98390**

If you have an email address allow us to send this newsletter via the internet. If your email address has changed recently, please share your new address.

Visit our website at [www.alpineflyfishers.org](http://www.alpineflyfishers.org)

**Board Of Directors:**

President:	Larry Gibbs	253-863-4910
Vice President:	Bob Alston	253-848-6884
Treasurer:	Duffy Christy	253-653-4716
Secretary:	Stephen Neal	559-977-7979
Webmaster/Director:	Steve Egge	253-841-1093
Ghilly/Director:	Guy Magno	253-831-0444
Programs Coordinator:	Ron Zarges	253-653-5292
Director:	Bill Aubrey	253-678-3683